


INS242LED





FEATURES:



Chemically Resistant
I and III protection class

APPLICATIONS



PRESSURE
CLEANED
INSTALLATIONS



SEWAGE
TREATMENT
PLANTS




CAR
WASHES



SEWERS

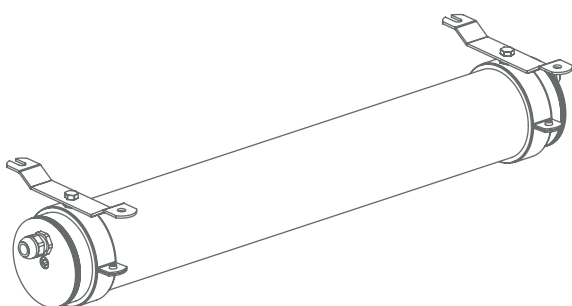
IP69K waterproof tube type light fitting with LED modules. Housing is made of borosilicate glass or polycarbonate. Light fitting equipped with special optics for diffusing luminous flux of modules. Can be pressure washed.

DESIGN FEATURES

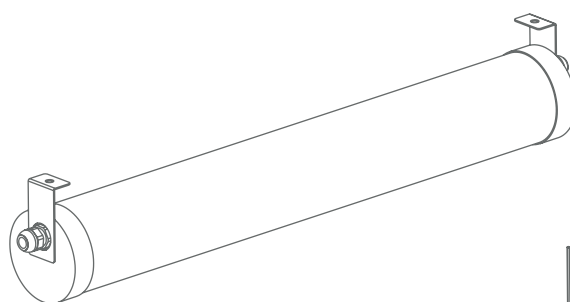


MOUNTINGS

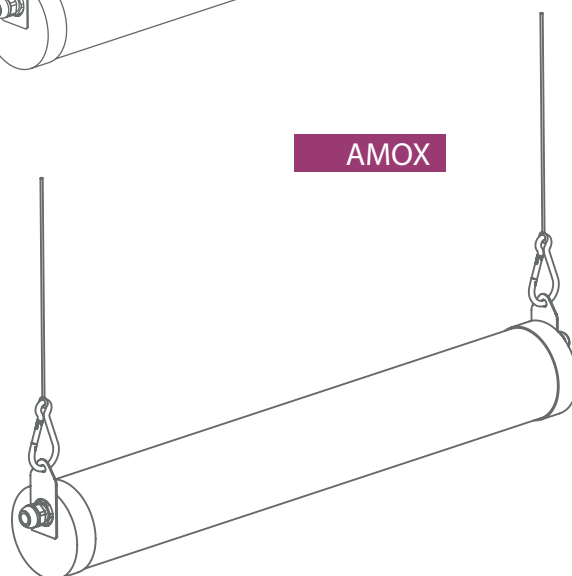
AMO1




AMOY

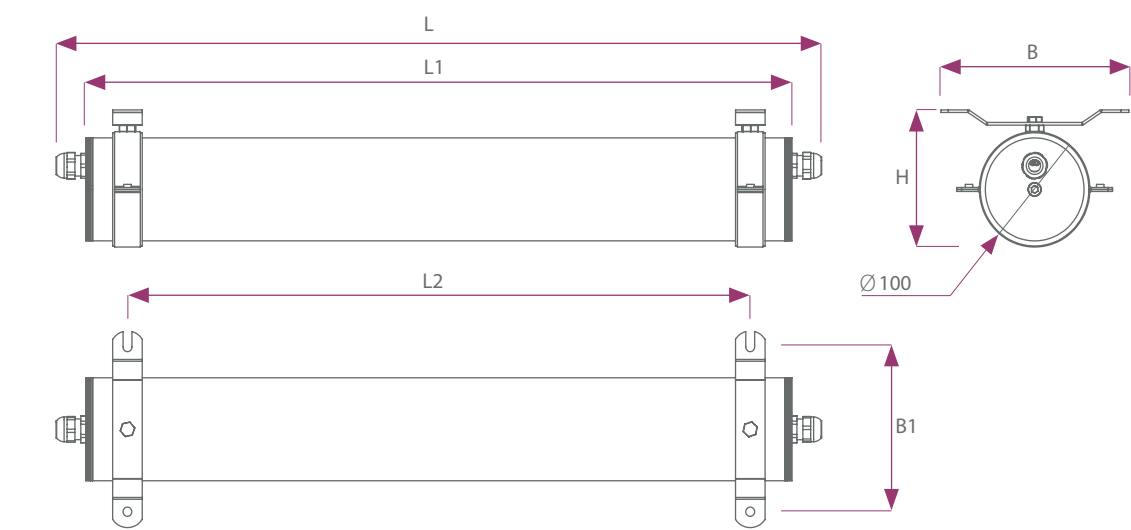


AMOX





DIMENSIONS



TYPE	L	L1	L2	B	B1	B2
INS242LED-0600	776	716	adjustable	190	160	135
INS242LED-1200	1336	1276	adjustable	190	160	135

TYPES COMPARISON

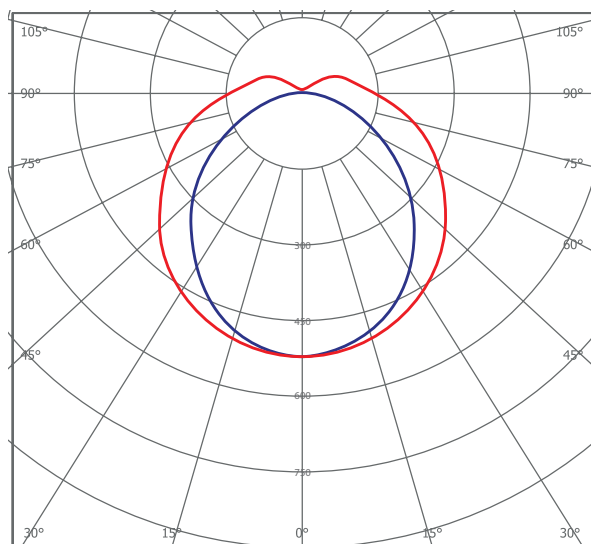
TYPES COMPARISON

TYPE OF LIGHT FITTING	LUMINOUS FLUX [lm]	POWER CONSUMPT. [W]	EFFICIENCY [lm/W]	MAX.AMBIENT TEMP. [°C]
INS242LED-0600-J1-3	1723	13,3	130	45
INS242LED-0600-J2-1	2474	18,6	133	45
INS242LED-0600-J2-3	3385	26,6	127	40
INS242LED-1200-B2-1	4947	36,2	137	45
INS242LED-1200-B2-3	6892	52,3	132	40
INS242LED-1200-B4-1	9894	74	134	40

TYPES COMPARISON 24VDC

TYPE OF LIGHT FITTING	LUMINOUS FLUX [lm]	POWER CONSUMPT. [W]	EFFICIENCY [lm/W]	MAX.AMBIENT TEMP. [°C]
INS242LED-0600-D1-0	1230	10,6	116	45
INS242LED-0600-D2-0	2465	20,2	122	45
INS242LED-1200-D4-0	4930	39,4	125	45

PHOTOMETRY



PMMA - polymethyl methacrylate
PC - polycarbonate type transparent
GL - tempered glass
NIRO - endcaps made of stainless steel
ALU - endcaps made of aluminum

- ADDITIONAL INFORMATION

- DOWNLOADS

